

MIROTONE

Leading the way in coating systems since 1938

MIROSOL 1228

Chemwatch Material Safety Data Sheet
Issue Date: 10-May-2012
C477LP

Hazard Alert Code: MODERATE

CHEMWATCH 5026-44
Version No:5.1.1.1
Page 1 of 20

Section 1 - CHEMICAL PRODUCT AND COMPANY IDENTIFICATION

PRODUCT NAME

MIROSOL 1228

STATEMENT OF HAZARDOUS NATURE

Considered a Hazardous Substance according to the criteria of the New Zealand Hazardous Substances New Organisms legislation. Classified as Dangerous Good for transport purposes.

PROPER SHIPPING NAME

PAINT (including paint, lacquer, enamel, stain, shellac, varnish, polish, liquid filler and liquid lacquer base) or PAINT RELATED MATERIAL (including paint thinning or reducing compound)

PRODUCT USE

The use of a quantity of material in an unventilated or confined space may result in increased exposure and an irritating atmosphere developing. Before starting consider control of exposure by mechanical ventilation. Used according to manufacturer's directions. Highly recommended for use with Mirotone Pigmented Stains.

SUPPLIER

Company: Mirotone (NZ) Limited

Address:

32 Cryers Road

East Tamaki, Manukau 2163

P.O. Box 58149, Botany, Manukau 2013,

Telephone: 0800 FINISH (0800 34 64 74)

Telephone: 09 272 2562

Emergency Tel: **111 In Case of Fire or Spill**

Emergency Tel:**0800 POISON (0800 764 766)**

Fax: 0800 34 64 34

Section 2 - HAZARDS IDENTIFICATION

CHEMWATCH HAZARD RATINGS

continued...

MIROSOL 1228

Hazard Alert Code: MODERATE

Chemwatch Material Safety Data Sheet

Issue Date: 10-May-2012

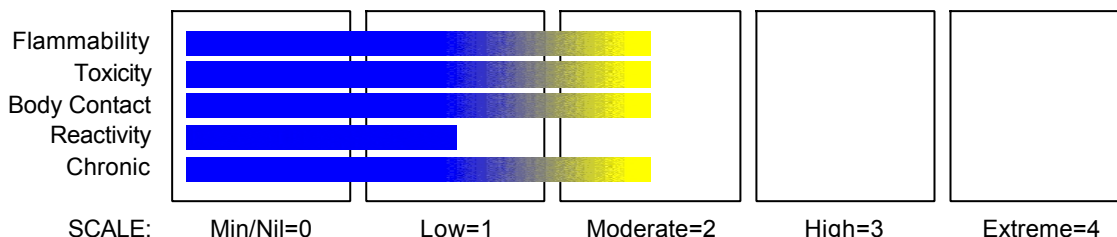
C477LP

CHEMWATCH 5026-44

Version No:5.1.1.1

Page 2 of 20

Section 2 - HAZARDS IDENTIFICATION



GHS Classification

Acute Toxicity (Oral) Category 4

Aspiration Hazard Category 1

Chronic Aquatic Hazard Category 2

Eye Irritation Category 2A

Flammable Liquid Category 3

Reproductive Toxicity Category 2

Skin Corrosion/Irritation Category 2

STOT - RE Category 2

STOT - SE (Resp. Irr.) Category 3



EMERGENCY OVERVIEW

HAZARD

DANGER

Determined by Chemwatch using GHS/HSNO criteria

3.1C, 6.1D, 6.1E, 6.3A, 6.4A, 6.8B, 6.9, 6.9B, 9.1B.

HAZARD STATEMENTS

H226	Flammable liquid and vapour.
H302	Harmful if swallowed.
H304	May be fatal if swallowed and enters airways.
H315	Causes skin irritation.
H319	Causes serious eye irritation.
H335	May cause respiratory irritation.
H361	Suspected of damaging fertility or the unborn child.
H373	May cause damage to organs through prolonged or repeated exposure.
H411	Toxic to aquatic life with long lasting effects.

PRECAUTIONARY STATEMENTS

Prevention

Code	Phrase
P201	Obtain special instructions before use.
P202	Do not handle until all safety precautions have been read and understood.
P210	Keep away from heat/sparks/open flames/hot surfaces. - No smoking.

continued...

MIROSOL 1228

Hazard Alert Code: MODERATE

Chemwatch Material Safety Data Sheet

Issue Date: 10-May-2012

C477LP

CHEMWATCH 5026-44

Version No:5.1.1.1

Page 3 of 20

Section 2 - HAZARDS IDENTIFICATION

P233	Keep container tightly closed.
P240	Ground/bond container and receiving equipment.
P241	Use explosion- proof electrical/ventilating/lighting/ ... /equipment
P242	Use only non- sparking tools.
P243	Take precautionary measures against static discharge.
P260	Do not breathe dust/ fume/ gas/ mist/ vapours/ spray.
P261	Avoid breathing dust/ fume/ gas/ mist/ vapours/ spray.
P264	Wash ... thoroughly after handling.
P270	Do not eat, drink or smoke when using this product.
P271	Use only outdoors or in a well- ventilated area.
P273	Avoid release to the environment.
P280	Wear protective gloves/protective clothing/eye protection/face protection.
P281	Use personal protective equipment as required.

Response

Code	Phrase
P301+P310	IF SWALLOWED: Immediately call a POISON CENTER or doctor/physician.
P301+P312	IF SWALLOWED: Call a POISON CENTER or doctor/physician if you feel unwell.
P302+P352	IF ON SKIN: Wash with plenty of soap and water.
P303+P361+P353	IF ON SKIN (or hair): Remove/Take off immediately all contaminated clothing. Rinse skin with water/shower.
P304+P340	IF INHALED: Remove victim to fresh air and keep at rest in a position comfortable for breathing.
P305+P351+P338	IF IN EYES: Rinse cautiously with water for several minutes. Remove contact lenses, if present and easy to do. Continue rinsing.
P308+P313	IF exposed or concerned: Get medical advice/attention.
P312	Call a POISON CENTER or doctor/physician if you feel unwell.
P314	Get medical advice/attention if you feel unwell.
P330	Rinse mouth.
P331	Do NOT induce vomiting.
P332+P313	If skin irritation occurs: Get medical advice/attention.
P337+P313	If eye irritation persists: Get medical advice/attention.
P362	Take off contaminated clothing and wash before re- use.
P391	Collect spillage.

Storage

Code	Phrase
P403+P233	Store in a well- ventilated place. Keep container tightly closed.
P403+P235	Store in a well- ventilated place. Keep cool.
P405	Store locked up.

Disposal

Code	Phrase
P501	Dispose of contents/container to ...

Section 3 - COMPOSITION / INFORMATION ON INGREDIENTS

NAME	CAS RN	%
hydrocarbon aromatic solvents		>60
other ingredients not contributing to the classification		balance

continued...

MIROSOL 1228

Hazard Alert Code: MODERATE

Chemwatch Material Safety Data Sheet

Issue Date: 10-May-2012

C477LP

CHEMWATCH 5026-44

Version No:5.1.1.1

Page 4 of 20

Section 4 - FIRST AID MEASURES

NEW ZEALAND POISONS INFORMATION CENTRE 0800 POISON (0800 764 766)

NZ EMERGENCY SERVICES: 111

SWALLOWED

- If swallowed do NOT induce vomiting.
- If vomiting occurs, lean patient forward or place on left side (head-down position, if possible) to maintain open airway and prevent aspiration.
- Observe the patient carefully.
- Never give liquid to a person showing signs of being sleepy or with reduced awareness; i.e. becoming unconscious.
- Give water to rinse out mouth, then provide liquid slowly and as much as casualty can comfortably drink.
- Seek medical advice.
- Avoid giving milk or oils.
- Avoid giving alcohol.
- If spontaneous vomiting appears imminent or occurs, hold patient's head down, lower than their hips to help avoid possible aspiration of vomitus.

EYE

- If this product comes in contact with the eyes:
- Wash out immediately with fresh running water.
- Ensure complete irrigation of the eye by keeping eyelids apart and away from eye and moving the eyelids by occasionally lifting the upper and lower lids.
- Seek medical attention without delay; if pain persists or recurs seek medical attention.
- Removal of contact lenses after an eye injury should only be undertaken by skilled personnel.

SKIN

- If skin contact occurs:
- Immediately remove all contaminated clothing, including footwear.
- Flush skin and hair with running water (and soap if available).
- Seek medical attention in event of irritation.

INHALED

- If fumes or combustion products are inhaled remove from contaminated area.
- Lay patient down. Keep warm and rested.
- Prostheses such as false teeth, which may block airway, should be removed, where possible, prior to initiating first aid procedures.
- Apply artificial respiration if not breathing, preferably with a demand valve resuscitator, bag-valve mask device, or pocket mask as trained. Perform CPR if necessary.
- Transport to hospital, or doctor, without delay.

NOTES TO PHYSICIAN

For acute or short term repeated exposures to petroleum distillates or related hydrocarbons:

- Primary threat to life, from pure petroleum distillate ingestion and/or inhalation, is respiratory failure.
- Patients should be quickly evaluated for signs of respiratory distress (e.g. cyanosis, tachypnoea, intercostal retraction, obtundation) and given oxygen. Patients with inadequate tidal volumes or poor arterial blood gases (pO₂ 50 mm Hg) should be intubated.
- Arrhythmias complicate some hydrocarbon ingestion and/or inhalation and electrocardiographic evidence of myocardial injury has been reported; intravenous lines and cardiac monitors should be established in obviously symptomatic patients. The lungs excrete inhaled solvents, so that hyperventilation improves clearance.
- A chest x-ray should be taken immediately after stabilisation of breathing and circulation to document aspiration and detect the presence of pneumothorax.

continued...

MIROSOL 1228

Hazard Alert Code: MODERATE

Chemwatch Material Safety Data Sheet

Issue Date: 10-May-2012

C477LP

CHEMWATCH 5026-44

Version No:5.1.1.1

Page 5 of 20

Section 4 - FIRST AID MEASURES

- Epinephrine (adrenalin) is not recommended for treatment of bronchospasm because of potential myocardial sensitisation to catecholamines. Inhaled cardioselective bronchodilators (e.g. Alupent, Salbutamol) are the preferred agents, with aminophylline a second choice.
- Lavage is indicated in patients who require decontamination; ensure use of cuffed endotracheal tube in adult patients. [Ellenhorn and Barceloux: Medical Toxicology].

Any material aspirated during vomiting may produce lung injury. Therefore emesis should not be induced mechanically or pharmacologically. Mechanical means should be used if it is considered necessary to evacuate the stomach contents; these include gastric lavage after endotracheal intubation. If spontaneous vomiting has occurred after ingestion, the patient should be monitored for difficult breathing, as adverse effects of aspiration into the lungs may be delayed up to 48 hours.

Section 5 - FIRE FIGHTING MEASURES

EXTINGUISHING MEDIA

- Water spray or fog.
- Alcohol stable foam.
- Dry chemical powder.
- Carbon dioxide.

Do not use a water jet to fight fire.

FIRE FIGHTING

- Alert Fire Brigade and tell them location and nature of hazard.
- May be violently or explosively reactive.
- Wear breathing apparatus plus protective gloves.
- Prevent, by any means available, spillage from entering drains or water course.
- If safe, switch off electrical equipment until vapour fire hazard removed.
- Use water delivered as a fine spray to control fire and cool adjacent area.
- Avoid spraying water onto liquid pools.
- DO NOT approach containers suspected to be hot.
- Cool fire exposed containers with water spray from a protected location.
- If safe to do so, remove containers from path of fire.

When any large container (including road and rail tankers) is involved in a fire, consider evacuation by 500 metres in all directions.

FIRE/EXPLOSION HAZARD

- Liquid and vapour are flammable.
 - Moderate fire hazard when exposed to heat or flame.
 - Vapour forms an explosive mixture with air.
 - Moderate explosion hazard when exposed to heat or flame.
 - Vapour may travel a considerable distance to source of ignition.
 - Heating may cause expansion or decomposition leading to violent rupture of containers.
 - On combustion, may emit toxic fumes of carbon monoxide (CO).
- Combustion products include: carbon monoxide (CO), carbon dioxide (CO₂), other pyrolysis products typical of burning organic material.
- Contains low boiling substance: Closed containers may rupture due to pressure buildup under fire conditions. May emit clouds of acrid smoke.

FIRE INCOMPATIBILITY

- Avoid contamination with oxidising agents i.e. nitrates, oxidising acids, chlorine bleaches, pool chlorine etc. as ignition may result.

continued...

MIROSOL 1228

Hazard Alert Code: MODERATE

Chemwatch Material Safety Data Sheet

Issue Date: 10-May-2012

C477LP

CHEMWATCH 5026-44

Version No:5.1.1.1

Page 6 of 20

Section 6 - ACCIDENTAL RELEASE MEASURES

MINOR SPILLS

- Remove all ignition sources.
- Clean up all spills immediately.
- Avoid breathing vapours and contact with skin and eyes.
- Control personal contact with the substance, by using protective equipment.
- Contain and absorb small quantities with vermiculite or other absorbent material.
- Wipe up.
- Collect residues in a flammable waste container.

MAJOR SPILLS

Chemical Class: aliphatic hydrocarbons

For release onto land: recommended sorbents listed in order of priority.

SORBENT TYPE	RANK	APPLICATION	COLLECTION	LIMITATIONS
LAND SPILL - SMALL				
cross- linked polymer - particulate	1	shovel	shovel	R, W, SS
cross- linked polymer - pillow	1	throw	pitchfork	R, DGC, RT
wood fiber - pillow	2	throw	pitchfork	R, P, DGC, RT
treated wood fibre- pillow	2	throw	pitchfork	DGC, RT
sorbent clay - particulate	3	shovel	shovel	R, I, P
foamed glass - pillow	3	throw	pitchfork	R, P, DGC, RT
LAND SPILL - MEDIUM				
cross- linked polymer - particulate	1	blower	skiploader	R, W, SS
cross- linked polymer - pillow	2	throw	skiploader	R, DGC, RT
sorbent clay - particulate	3	blower	skiploader	R, I, P
polypropylene - particulate	3	blower	skiploader	W, SS, DGC
expanded mineral - particulate	4	blower	skiploader	R, I, W, P, DGC
polypropylene - mat	4	throw	skiploader	DGC, RT

continued...

Chemwatch Material Safety Data Sheet

Issue Date: 10-May-2012

C477LP

CHEMWATCH 5026-44

Version No:5.1.1.1

Page 7 of 20

Section 6 - ACCIDENTAL RELEASE MEASURES

Legend

DGC: Not effective where ground cover is dense

R: Not reusable

I: Not incinerable

P: Effectiveness reduced when rainy

RT: Not effective where terrain is rugged

SS: Not for use within environmentally sensitive sites

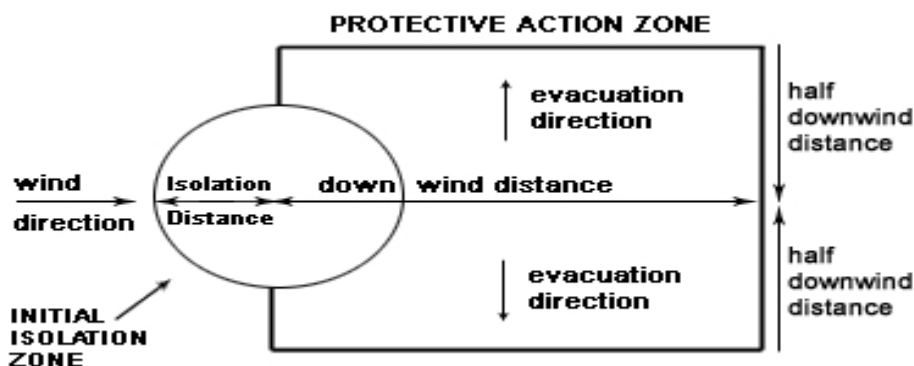
W: Effectiveness reduced when windy

Reference: Sorbents for Liquid Hazardous Substance Cleanup and Control;

R.W Melvold et al: Pollution Technology Review No. 150: Noyes Data Corporation 1988.

- Clear area of personnel and move upwind.
- Alert Fire Brigade and tell them location and nature of hazard.
- May be violently or explosively reactive.
- Wear breathing apparatus plus protective gloves.
- Prevent, by any means available, spillage from entering drains or water course.
- Consider evacuation (or protect in place).
- No smoking, naked lights or ignition sources.
- Increase ventilation.
- Stop leak if safe to do so.
- Water spray or fog may be used to disperse /absorb vapour.
- Contain spill with sand, earth or vermiculite.
- Use only spark-free shovels and explosion proof equipment.
- Collect recoverable product into labelled containers for recycling.
- Absorb remaining product with sand, earth or vermiculite.
- Collect solid residues and seal in labelled drums for disposal.
- Wash area and prevent runoff into drains.
- If contamination of drains or waterways occurs, advise emergency services.

PROTECTIVE ACTIONS FOR SPILL



From IERG (Canada/Australia)

Isolation Distance	25 metres
Downwind Protection Distance	300 metres
IERG Number	14

FOOTNOTES

1 PROTECTIVE ACTION ZONE is defined as the area in which people are at risk of harmful exposure. This zone assumes that random changes in wind direction confines the vapour plume to an area within 30 degrees on either side of the predominant wind direction, resulting in a crosswind protective action distance equal to the downwind protective action distance.

MIROSOL 1228

Hazard Alert Code: MODERATE

Chemwatch Material Safety Data Sheet

Issue Date: 10-May-2012

C477LP

CHEMWATCH 5026-44

Version No:5.1.1.1

Page 8 of 20

Section 6 - ACCIDENTAL RELEASE MEASURES

2 PROTECTIVE ACTIONS should be initiated to the extent possible, beginning with those closest to the spill and working away from the site in the downwind direction. Within the protective action zone a level of vapour concentration may exist resulting in nearly all unprotected persons becoming incapacitated and unable to take protective action and/or incurring serious or irreversible health effects.

3 INITIAL ISOLATION ZONE is determined as an area, including upwind of the incident, within which a high probability of localised wind reversal may expose nearly all persons without appropriate protection to life-threatening concentrations of the material.

4 SMALL SPILLS involve a leaking package of 200 litres (55 US gallons) or less, such as a drum (jerrican or box with inner containers). Larger packages leaking less than 200 litres and compressed gas leaking from a small cylinder are also considered "small spills".

LARGE SPILLS involve many small leaking packages or a leaking package of greater than 200 litres, such as a cargo tank, portable tank or a "one-tonne" compressed gas cylinder.

5 Guide 128 is taken from the US DOT emergency response guide book.

6 IERG information is derived from CANUTEC - Transport Canada.

Personal Protective Equipment advice is contained in Section 8 of the MSDS.

Section 7 - HANDLING AND STORAGE

PROCEDURE FOR HANDLING

- Containers, even those that have been emptied, may contain explosive vapours.
- Do NOT cut, drill, grind, weld or perform similar operations on or near containers.

Contains low boiling substance:

Storage in sealed containers may result in pressure buildup causing violent rupture of containers not rated appropriately.

- Check for bulging containers.
- Vent periodically
- Always release caps or seals slowly to ensure slow dissipation of vapours.
- DO NOT allow clothing wet with material to stay in contact with skin.
- Electrostatic discharge may be generated during pumping - this may result in fire.
- Ensure electrical continuity by bonding and grounding (earthing) all equipment.
- Restrict line velocity during pumping in order to avoid generation of electrostatic discharge (≤ 1 m/sec until fill pipe submerged to twice its diameter, then ≤ 7 m/sec).
- Avoid splash filling.
- Do NOT use compressed air for filling discharging or handling operations.
- Avoid all personal contact, including inhalation.
- Wear protective clothing when risk of overexposure occurs.
- Use in a well-ventilated area.
- Prevent concentration in hollows and sumps.
- DO NOT enter confined spaces until atmosphere has been checked.
- Avoid smoking, naked lights or ignition sources.
- Avoid generation of static electricity.
- DO NOT use plastic buckets.
- Earth all lines and equipment.
- Use spark-free tools when handling.
- Avoid contact with incompatible materials.
- When handling, DO NOT eat, drink or smoke.
- Keep containers securely sealed when not in use.
- Avoid physical damage to containers.
- Always wash hands with soap and water after handling.
- Work clothes should be laundered separately.
- Use good occupational work practice.

continued...

MIROSOL 1228

Hazard Alert Code: MODERATE

Chemwatch Material Safety Data Sheet

Issue Date: 10-May-2012

C477LP

CHEMWATCH 5026-44

Version No:5.1.1.1

Page 9 of 20

Section 7 - HANDLING AND STORAGE

- Observe manufacturer's storage and handling recommendations contained within this MSDS.
- Atmosphere should be regularly checked against established exposure standards to ensure safe working conditions.

SUITABLE CONTAINER

- Packing as supplied by manufacturer.
- Plastic containers may only be used if approved for flammable liquid.
- Check that containers are clearly labelled and free from leaks.
- For low viscosity materials (i) : Drums and jerry cans must be of the non-removable head type. (ii) : Where a can is to be used as an inner package, the can must have a screwed enclosure.
- For materials with a viscosity of at least 2680 cSt. (23 deg. C)
- For manufactured product having a viscosity of at least 250 cSt. (23 deg. C)
- Manufactured product that requires stirring before use and having a viscosity of at least 20 cSt (25 deg. C): (i) Removable head packaging; (ii) Cans with friction closures and (iii) low pressure tubes and cartridges may be used.
- Where combination packages are used, and the inner packages are of glass, there must be sufficient inert cushioning material in contact with inner and outer packages
- In addition, where inner packagings are glass and contain liquids of packing group I there must be sufficient inert absorbent to absorb any spillage, unless the outer packaging is a close fitting moulded plastic box and the substances are not incompatible with the plastic.

STORAGE INCOMPATIBILITY

- Avoid reaction with oxidising agents.

STORAGE REQUIREMENTS

- Store in original containers in approved flammable liquid storage area.
 - Store away from incompatible materials in a cool, dry, well-ventilated area.
 - DO NOT store in pits, depressions, basements or areas where vapours may be trapped.
 - No smoking, naked lights, heat or ignition sources.
 - Storage areas should be clearly identified, well illuminated, clear of obstruction and accessible only to trained and authorised personnel - adequate security must be provided so that unauthorised personnel do not have access.
 - Store according to applicable regulations for flammable materials for storage tanks, containers, piping, buildings, rooms, cabinets, allowable quantities and minimum storage distances.
 - Use non-sparking ventilation systems, approved explosion proof equipment and intrinsically safe electrical systems.
 - Have appropriate extinguishing capability in storage area (e.g. portable fire extinguishers - dry chemical, foam or carbon dioxide) and flammable gas detectors.
 - Keep adsorbents for leaks and spills readily available.
 - Protect containers against physical damage and check regularly for leaks.
 - Observe manufacturer's storage and handling recommendations contained within this MSDS.
- In addition, for tank storages (where appropriate):
- Store in grounded, properly designed and approved vessels and away from incompatible materials.
 - For bulk storages, consider use of floating roof or nitrogen blanketed vessels; where venting to atmosphere is possible, equip storage tank vents with flame arrestors; inspect tank vents during winter conditions for vapour/ ice build-up.
 - Storage tanks should be above ground and diked to hold entire contents.

SAFE STORAGE WITH OTHER CLASSIFIED CHEMICALS



+



X



+



X



X



+

continued...

MIROSOL 1228

Hazard Alert Code: MODERATE

Chemwatch Material Safety Data Sheet

Issue Date: 10-May-2012

C477LP

CHEMWATCH 5026-44

Version No:5.1.1.1

Page 10 of 20

Section 7 - HANDLING AND STORAGE

- +: May be stored together
O: May be stored together with specific precautions
X: Must not be stored together

Section 8 - EXPOSURE CONTROLS / PERSONAL PROTECTION

EXPOSURE CONTROLS

Source	Material	TWA ppm	TWA mg/m ³	STEL ppm	STEL mg/m ³	Peak ppm	Peak mg/m ³	TWA F/CC	Notes
New Zealand Workplace Exposure Standards (WES)	MIROSOL 1228 (Petrol (Gasoline))	300	890	500	1480				

MATERIAL DATA

MIROSOL 1228:

Odour threshold: 0.25 ppm.

The TLV-TWA is protective against ocular and upper respiratory tract irritation and is recommended for bulk handling of gasoline based on calculations of hydrocarbon content of gasoline vapour. A STEL is recommended to prevent mucous membrane and ocular irritation and prevention of acute depression of the central nervous system. Because of the wide variation in molecular weights of its components, the conversion of ppm to mg/m³ is approximate. Sweden recommends hexane type limits of 100 ppm and heptane and octane type limits of 300 ppm. Germany does not assign a value because of the widely differing compositions and resultant differences in toxic properties.

Odour Safety Factor (OSF)

OSF=0.042 (gasoline).

For tertiary butanol


Odour Threshold Value: 957 ppm (detection)

The TLV-TWA acknowledges the finding that tert-butyl alcohol has a stronger narcotic action compared with n- and iso-butyl alcohol and a higher volatility than n-butyl alcohol.

Odour Safety Factor (OSF)

OSF=2.1 (t-BUTANOL).

PERSONAL PROTECTION



EYE

- Safety glasses with side shields.
- Chemical goggles.
- Contact lenses may pose a special hazard; soft contact lenses may absorb and concentrate irritants. A

continued...

Chemwatch Material Safety Data Sheet**Issue Date: 10-May-2012****C477LP****CHEMWATCH 5026-44****Version No:5.1.1.1****Page 11 of 20****Section 8 - EXPOSURE CONTROLS / PERSONAL PROTECTION**

written policy document, describing the wearing of lenses or restrictions on use, should be created for each workplace or task. This should include a review of lens absorption and adsorption for the class of chemicals in use and an account of injury experience. Medical and first-aid personnel should be trained in their removal and suitable equipment should be readily available. In the event of chemical exposure, begin eye irrigation immediately and remove contact lens as soon as practicable. Lens should be removed at the first signs of eye redness or irritation - lens should be removed in a clean environment only after workers have washed hands thoroughly. [CDC NIOSH Current Intelligence Bulletin 59], [AS/NZS 1336 or national equivalent].

HANDS/FEET

- Wear chemical protective gloves, e.g. PVC.
- Wear safety footwear or safety gumboots, e.g. Rubber.

The selection of suitable gloves does not only depend on the material, but also on further marks of quality which vary from manufacturer to manufacturer. Where the chemical is a preparation of several substances, the resistance of the glove material can not be calculated in advance and has therefore to be checked prior to the application.

The exact break through time for substances has to be obtained from the manufacturer of the protective gloves and has to be observed when making a final choice.

Suitability and durability of glove type is dependent on usage. Important factors in the selection of gloves include:

- frequency and duration of contact,
- chemical resistance of glove material,
- glove thickness and
- dexterity

Select gloves tested to a relevant standard (e.g. Europe EN 374, US F739, AS/NZS 2161.1 or national equivalent).

- When prolonged or frequently repeated contact may occur, a glove with a protection class of 5 or higher (breakthrough time greater than 240 minutes according to EN 374, AS/NZS 2161.10.1 or national equivalent) is recommended.
- When only brief contact is expected, a glove with a protection class of 3 or higher (breakthrough time greater than 60 minutes according to EN 374, AS/NZS 2161.10.1 or national equivalent) is recommended.
- Contaminated gloves should be replaced.

Gloves must only be worn on clean hands. After using gloves, hands should be washed and dried thoroughly. Application of a non-perfumed moisturiser is recommended.

OTHER

- Overalls.
- PVC Apron.
- PVC protective suit may be required if exposure severe.
- Eyewash unit.
- Ensure there is ready access to a safety shower.
- Some plastic personal protective equipment (PPE) (e.g. gloves, aprons, overshoes) are not recommended as they may produce static electricity.
- For large scale or continuous use wear tight-weave non-static clothing (no metallic fasteners, cuffs or pockets).
- Non sparking safety or conductive footwear should be considered. Conductive footwear describes a boot or shoe with a sole made from a conductive compound chemically bound to the bottom components, for permanent control to electrically ground the foot and shall dissipate static electricity from the body to reduce the possibility of ignition of volatile compounds. Electrical resistance must range between 0 to 500,000 ohms. Conductive shoes should be stored in lockers close to the room in which they are worn. Personnel who have been issued conductive footwear should not wear them from their place of work to their homes and return.

continued...

MIROSOL 1228

Hazard Alert Code: MODERATE

Chemwatch Material Safety Data Sheet

Issue Date: 10-May-2012

C477LP

CHEMWATCH 5026-44

Version No:5.1.1.1

Page 12 of 20

Section 8 - EXPOSURE CONTROLS / PERSONAL PROTECTION

RESPIRATOR

•Type A Filter of sufficient capacity. (AS/NZS 1716 & 1715, EN 143:2000 & 149:2001, ANSI Z88 or national equivalent)

■ Cartridge respirators should never be used for emergency ingress or in areas of unknown vapour concentrations or oxygen content. The wearer must be warned to leave the contaminated area immediately on detecting any odours through the respirator. The odour may indicate that the mask is not functioning properly, that the vapour concentration is too high, or that the mask is not properly fitted. Because of these limitations, only restricted use of cartridge respirators is considered appropriate.

The local concentration of material, quantity and conditions of use determine the type of personal protective equipment required. For further information consult site specific CHEMWATCH data (if available), or your Occupational Health and Safety Advisor.

ENGINEERING CONTROLS

■ CARE: Use of a quantity of this material in confined space or poorly ventilated area, where rapid build up of concentrated atmosphere may occur, could require increased ventilation and/or protective gear.

Engineering controls are used to remove a hazard or place a barrier between the worker and the hazard. Well-designed engineering controls can be highly effective in protecting workers and will typically be independent of worker interactions to provide this high level of protection.

The basic types of engineering controls are:

Process controls which involve changing the way a job activity or process is done to reduce the risk.

Enclosure and/or isolation of emission source which keeps a selected hazard "physically" away from the worker and ventilation that strategically "adds" and "removes" air in the work environment. Ventilation can remove or dilute an air contaminant if designed properly. The design of a ventilation system must match the particular process and chemical or contaminant in use.

Employers may need to use multiple types of controls to prevent employee overexposure.

For flammable liquids and flammable gases, local exhaust ventilation or a process enclosure ventilation system may be required. Ventilation equipment should be explosion-resistant.

Section 9 - PHYSICAL AND CHEMICAL PROPERTIES

APPEARANCE

Clear colourless flammable liquid with a characteristic solvent odour; slightly miscible with water.

PHYSICAL PROPERTIES

Liquid.

State	Liquid	Molecular Weight	Not applicable.
Melting Range (°C)	Not applicable.	Viscosity	Not Available
Boiling Range (°C)	150 (initial)	Solubility in water (g/L)	Partly Miscible
Flash Point (°C)	41 (CC)	pH (1% solution)	Not applicable.
Decomposition Temp (°C)	Not Available	pH (as supplied)	Not applicable
Autoignition Temp (°C)	Not available	Vapour Pressure (kPa)	0.4 @25C
Upper Explosive Limit (%)	7	Specific Gravity (water=1)	0.77- 0.85
Lower Explosive Limit (%)	1	Relative Vapour Density (air=1)	>1

continued...

MIROSOL 1228

Hazard Alert Code: MODERATE

Chemwatch Material Safety Data Sheet

Issue Date: 10-May-2012

C477LP

CHEMWATCH 5026-44

Version No:5.1.1.1

Page 13 of 20

Section 9 - PHYSICAL AND CHEMICAL PROPERTIES

Volatile Component (%vol)	100 (VOC=94- 100%)	Evaporation Rate	Not Available
---------------------------	--------------------	------------------	---------------

Section 10 - CHEMICAL STABILITY

CONDITIONS CONTRIBUTING TO INSTABILITY

- Presence of incompatible materials.
- Product is considered stable.
- Hazardous polymerisation will not occur.

For incompatible materials - refer to Section 7 - Handling and Storage.

Section 11 - TOXICOLOGICAL INFORMATION

Health hazard summary table:

Acute toxicity	Acute Tox. (oral) 4
Skin corrosion/irritation	Skin Irrit. 2
Serious eye damage/irritation	Eye Irrit. 2A
Respiratory or skin sensitization	Not applicable
Germ cell mutagenicity	Not applicable
Carcinogenicity	Not applicable
Reproductive toxicity	Repr. 2
STOT- single exposure	STOT SE 3
STOT- repeated exposure	STOT RE 2
Aspiration hazard	Asp. Tox. 1

POTENTIAL HEALTH EFFECTS

ACUTE HEALTH EFFECTS

SWALLOWED

- Accidental ingestion of the material may be damaging to the health of the individual.
- Ingestion of petroleum hydrocarbons can irritate the pharynx, oesophagus, stomach and small intestine, and cause swellings and ulcers of the mucous. Symptoms include a burning mouth and throat; larger amounts can cause nausea and vomiting, narcosis, weakness, dizziness, slow and shallow breathing, abdominal swelling, unconsciousness and convulsions. Damage to the heart muscle can produce heart beat irregularities, ventricular fibrillation (fatal) and ECG changes. The central nervous system can be depressed. Light species can cause a sharp tingling of the tongue and cause loss of sensation there. Aspiration can cause cough, gagging, pneumonia with swelling and bleeding.
- Considered an unlikely route of entry in commercial/industrial environments. The liquid may produce gastrointestinal discomfort and may be harmful if swallowed. Ingestion may result in nausea, pain and vomiting. Vomit entering the lungs by aspiration may cause potentially lethal chemical pneumonitis.

EYE

- This material can cause eye irritation and damage in some persons.
- Direct eye contact with petroleum hydrocarbons can be painful, and the corneal epithelium may be temporarily damaged. Aromatic species can cause irritation and excessive tear secretion.

SKIN

- This material can cause inflammation of the skin on contact in some persons.
- The material may accentuate any pre-existing dermatitis condition.
- Repeated exposure may cause skin cracking, flaking or drying following normal handling and use.

continued...

Chemwatch Material Safety Data Sheet**Issue Date: 10-May-2012****C477LP****CHEMWATCH 5026-44****Version No:5.1.1.1****Page 14 of 20****Section 11 - TOXICOLOGICAL INFORMATION**

- Skin contact with the material may damage the health of the individual; systemic effects may result following absorption.
- Open cuts, abraded or irritated skin should not be exposed to this material.
- Entry into the blood-stream, through, for example, cuts, abrasions or lesions, may produce systemic injury with harmful effects. Examine the skin prior to the use of the material and ensure that any external damage is suitably protected.
- Aromatic hydrocarbons may produce sensitivity and redness of the skin. They are not likely to be absorbed into the body through the skin but branched species are more likely to.

INHALED

- The material can cause respiratory irritation in some persons. The body's response to such irritation can cause further lung damage.
- Inhalation of vapours may cause drowsiness and dizziness. This may be accompanied by sleepiness, reduced alertness, loss of reflexes, lack of co-ordination, and vertigo.
- Inhalation hazard is increased at higher temperatures.
- Inhaling high concentrations of mixed hydrocarbons can cause narcosis, with nausea, vomiting and lightheadedness. Low molecular weight (C2-C12) hydrocarbons can irritate mucous membranes and cause incoordination, giddiness, nausea, vertigo, confusion, headache, appetite loss, drowsiness, tremors and stupor. Massive exposures can lead to severe central nervous system depression, deep coma and death. Convulsions can occur due to brain irritation and/or lack of oxygen. Permanent scarring may occur, with epileptic seizures and brain bleeds occurring months after exposure. Respiratory system effects include inflammation of the lungs with oedema and bleeding. Lighter species mainly cause kidney and nerve damage; the heavier paraffins and olefins are especially irritant to the respiratory system. Alkenes produce pulmonary oedema at high concentrations. Liquid paraffins may produce sensation loss and depressant actions leading to weakness, dizziness, slow and shallow respiration, unconsciousness, convulsions and death. C5-7 paraffins may also produce multiple nerve damage. Aromatic hydrocarbons accumulate in lipid rich tissues (typically the brain, spinal cord and peripheral nerves) and may produce functional impairment manifested by nonspecific symptoms such as nausea, weakness, fatigue, vertigo; severe exposures may produce inebriation or unconsciousness. Many of the petroleum hydrocarbons can sensitise the heart and may cause ventricular fibrillation, leading to death.
- Central nervous system (CNS) depression may include general discomfort, symptoms of giddiness, headache, dizziness, nausea, anaesthetic effects, slowed reaction time, slurred speech and may progress to unconsciousness. Serious poisonings may result in respiratory depression and may be fatal.
- Inhalation of high concentrations of gas/vapour causes lung irritation with coughing and nausea, central nervous depression with headache and dizziness, slowing of reflexes, fatigue and inco-ordination.
- Inhalation of aerosols (mists, fumes), generated by the material during the course of normal handling, may be harmful.

CHRONIC HEALTH EFFECTS

Long-term exposure to respiratory irritants may result in disease of the airways involving difficult breathing and related systemic problems.

Harmful: danger of serious damage to health by prolonged exposure through inhalation.

This material can cause serious damage if one is exposed to it for long periods. It can be assumed that it contains a substance which can produce severe defects. This has been demonstrated via both short- and long-term experimentation.

There has been some concern that this material can cause cancer or mutations but there is not enough data to make an assessment.

Substance accumulation, in the human body, may occur and may cause some concern following repeated or long-term occupational exposure.

There is some evidence from animal testing that exposure to this material may result in toxic effects to the unborn baby.

Constant or exposure over long periods to mixed hydrocarbons may produce stupor with dizziness, weakness and visual disturbance, weight loss and anaemia, and reduced liver and kidney function. Skin exposure may result in drying and cracking and redness of the skin. Chronic exposure to lighter hydrocarbons can cause nerve

continued...

Chemwatch Material Safety Data Sheet

Issue Date: 10-May-2012

C477LP

CHEMWATCH 5026-44

Version No:5.1.1.1

Page 15 of 20

Section 11 - TOXICOLOGICAL INFORMATION

damage, peripheral neuropathy, bone marrow dysfunction and psychiatric disorders as well as damage the liver and kidneys.

Chronic solvent inhalation exposures may result in nervous system impairment and liver and blood changes. [PATTYS].

TOXICITY AND IRRITATION

MIROSOL 1228:

■ unless otherwise specified data extracted from RTECS - Register of Toxic Effects of Chemical Substances.

■ Asthma-like symptoms may continue for months or even years after exposure to the material ceases. This may be due to a non-allergenic condition known as reactive airways dysfunction syndrome (RADS) which can occur following exposure to high levels of highly irritating compound. Key criteria for the diagnosis of RADS include the absence of preceding respiratory disease, in a non-atopic individual, with abrupt onset of persistent asthma-like symptoms within minutes to hours of a documented exposure to the irritant. A reversible airflow pattern, on spirometry, with the presence of moderate to severe bronchial hyperreactivity on methacholine challenge testing and the lack of minimal lymphocytic inflammation, without eosinophilia, have also been included in the criteria for diagnosis of RADS. RADS (or asthma) following an irritating inhalation is an infrequent disorder with rates related to the concentration of and duration of exposure to the irritating substance. Industrial bronchitis, on the other hand, is a disorder that occurs as result of exposure due to high concentrations of irritating substance (often particulate in nature) and is completely reversible after exposure ceases. The disorder is characterised by dyspnea, cough and mucus production. for petroleum:

This product contains benzene which is known to cause acute myeloid leukaemia and n-hexane which has been shown to metabolize to compounds which are neuropathic.

This product contains toluene. There are indications from animal studies that prolonged exposure to high concentrations of toluene may lead to hearing loss.

This product contains ethyl benzene and naphthalene from which there is evidence of tumours in rodents. Carcinogenicity: Inhalation exposure to mice causes liver tumours, which are not considered relevant to humans. Inhalation exposure to rats causes kidney tumours which are not considered relevant to humans.

Mutagenicity: There is a large database of mutagenicity studies on gasoline and gasoline blending streams, which use a wide variety of endpoints and give predominantly negative results. All in vivo studies in animals and recent studies in exposed humans (e.g. petrol service station attendants) have shown negative results in mutagenicity assays.

Reproductive Toxicity: Repeated exposure of pregnant rats to high concentrations of toluene (around or exceeding 1000 ppm) can cause developmental effects, such as lower birth weight and developmental neurotoxicity, on the foetus. However, in a two-generation reproductive study in rats exposed to gasoline vapour condensate, no adverse effects on the foetus were observed.

Human Effects: Prolonged/ repeated contact may cause defatting of the skin which can lead to dermatitis and may make the skin more susceptible to irritation and penetration by other materials.

Lifetime exposure of rodents to gasoline produces carcinogenicity although the relevance to humans has been questioned. Gasoline induces kidney cancer in male rats as a consequence of accumulation of the alpha2-microglobulin protein in hyaline droplets in the male (but not female) rat kidney. Such abnormal accumulation represents lysosomal overload and leads to chronic renal tubular cell degeneration, accumulation of cell debris, mineralisation of renal medullary tubules and necrosis. A sustained regenerative proliferation occurs in epithelial cells with subsequent neoplastic transformation with continued exposure. The alpha2-microglobulin is produced under the influence of hormonal controls in male rats but not in females and, more importantly, not in humans.

MIROSOL 1228

Hazard Alert Code: MODERATE

Chemwatch Material Safety Data Sheet

Issue Date: 10-May-2012

C477LP

CHEMWATCH 5026-44

Version No:5.1.1.1

Page 16 of 20

Section 12 - ECOLOGICAL INFORMATION

MIROSOL 1228:

Marine Pollutant

Yes

Toxic to aquatic organisms, may cause long-term adverse effects in the aquatic environment.

Do NOT allow product to come in contact with surface waters or to intertidal areas below the mean high water mark. Do not contaminate water when cleaning equipment or disposing of equipment wash-waters.

Wastes resulting from use of the product must be disposed of on site or at approved waste sites.

For Petroleum Derivatives:

Environmental Fate: Chemical analysis for all individual compounds in a petroleum bulk product released to the environment is generally unrealistic due to the complexity of these mixtures and the laboratory expense. This is further complicated by differences in behavior of the substances in water, and biological/non-biological processes.

Atmospheric Fate: Petroleum derivatives with high vapor pressures are expected to evaporate and become a vapor. The exact composition of these vapors depends on the composition of the original product. Compounds such as butane, propane, benzene, toluene, ethylbenzene and xylene are preferentially evaporated from gasoline.

Terrestrial Fate: Petroleum products migrate through soil as bulk flow or by the separation of individual compounds from the bulk flow. Bulk flow results in rapid soil infiltration. Factors affecting the rate of bulk oil infiltration include soil moisture content, vegetation, terrain, climate, rate of release, soil particle size, (e.g., sand versus clay), and oil viscosity, (e.g., gasoline versus motor oil). These substances can persist in soil for years, which can lead to contamination of groundwater. As the bulk product migrates through the soil column, individual compounds may separate from the mixture and migrate independently. Light-fraction hydrocarbons tend to migrate readily through soil and heavier weight petroleum is generally more persistent in soil. The presence of oil should increase soil temperature, particularly at the surface.

Aquatic Fate: Almost all motor and heating oils are less dense than water. Solubility of these substances generally decreases with increasing molecular weight. Many compounds that are insoluble/immobile in water are soluble in bulk oil and will migrate along with the bulk oil flow.

Biodegradation: Microbes found in many natural settings have been shown to degrade organic compounds; however, low rates of breakdown are expected and are limited by environmental factors and chemical composition of the product released. The final products of microbial degradation are carbon dioxide, water, and microbial biomass. In almost all cases, the presence of oxygen is essential for effective biodegradation of oil.

Petroleum hydrocarbons in low oxygen environments have extremely low rates of degradation. The ideal pH range to promote biodegradation is close to neutral, (6-8). Soil moisture content will affect biodegradation of oils. Biodegradation rates in soils are also affected by the volume of product released to the environment.

All biological transformations are affected by temperature. Generally, as the temperature increases, biological activity tends to increase up to a temperature where enzyme denaturation occurs. The optimal temperature for biodegradation to occur ranges from 18 C to 30C.

Ecotoxicity: Large amounts of petroleum derivatives that enter the environment are expected to cause serious long-term damage. Each oil spill will have a different impact on wildlife and the surrounding environment, depending on type of substance released, location, species affected, weather, etc. These substances can coat the bodies of wildlife with a thick layer which inhibits their activities. Ingestion of these substances by wildlife will lead to movement up the food chain.

DO NOT discharge into sewer or waterways.

Ecotoxicity

Ingredient	Persistence: Water/Soil	Persistence: Air	Bioaccumulation	Mobility
MIROSOL 1228	No Data Available	No Data Available	No Data Available	No Data Available

continued...

MIROSOL 1228

Hazard Alert Code: MODERATE

Chemwatch Material Safety Data Sheet

Issue Date: 10-May-2012

C477LP

CHEMWATCH 5026-44

Version No:5.1.1.1

Page 17 of 20

Section 13 - DISPOSAL CONSIDERATIONS

Legislation addressing waste disposal requirements may differ by country, state and/ or territory. Each user must refer to laws operating in their area. In some areas, certain wastes must be tracked.

A Hierarchy of Controls seems to be common - the user should investigate:

- Reduction
- Reuse
- Recycling
- Disposal (if all else fails)

This material may be recycled if unused, or if it has not been contaminated so as to make it unsuitable for its intended use. If it has been contaminated, it may be possible to reclaim the product by filtration, distillation or some other means. Shelf life considerations should also be applied in making decisions of this type. Note that properties of a material may change in use, and recycling or reuse may not always be appropriate.

- DO NOT allow wash water from cleaning or process equipment to enter drains.
- It may be necessary to collect all wash water for treatment before disposal.
- In all cases disposal to sewer may be subject to local laws and regulations and these should be considered first.
- Where in doubt contact the responsible authority.
- Recycle wherever possible.
- Consult manufacturer for recycling options or consult local or regional waste management authority for disposal if no suitable treatment or disposal facility can be identified.
- Dispose of by: burial in a land-fill specifically licenced to accept chemical and / or pharmaceutical wastes or Incineration in a licenced apparatus (after admixture with suitable combustible material).
- Decontaminate empty containers. Observe all label safeguards until containers are cleaned and destroyed.

Insure that the disposal of material is carried out in accordance with Hazardous Substances (Disposal) Regulations 2001.

Section 14 - TRANSPORTATION INFORMATION



Labels Required: FLAMMABLE LIQUID

HAZCHEM:

•3YE

Land Transport UNDG:

Class or division:	3	Subsidiary risk:	None
UN No.:	1263	UN packing group:	III

Shipping Name: PAINT (including paint, lacquer, enamel, stain, shellac, varnish, polish, liquid filler and liquid lacquer base) or PAINT RELATED MATERIAL (including paint thinning or reducing compound) (including paint thinning or reducing compound)

continued...

MIROSOL 1228

Hazard Alert Code: MODERATE

Chemwatch Material Safety Data Sheet

Issue Date: 10-May-2012

C477LP

CHEMWATCH 5026-44

Version No:5.1.1.1

Page 18 of 20

Section 14 - TRANSPORTATION INFORMATION

Air Transport IATA:

ICAO/IATA Class:	3	ICAO/IATA Subrisk:	None
UN/ID Number:	1263	Packing Group:	III
Special provisions:	A3A72		
Cargo Only			
Packing Instructions:	366	Maximum Qty/Pack:	220 L
Passenger and Cargo		Passenger and Cargo	
Packing Instructions:	355	Maximum Qty/Pack:	60 L
Passenger and Cargo Limited Quantity		Passenger and Cargo Limited Quantity	
Packing Instructions:	Y344	Maximum Qty/Pack:	10 L

Shipping name:PAINT (including paint, lacquer, enamel, stain, shellac, varnish, polish, liquid filler and liquid lacquer base) or PAINT RELATED MATERIAL (including paint thinning or reducing compound)

Maritime Transport IMDG:

IMDG Class:	3	IMDG Subrisk:	None
UN Number:	1263	Packing Group:	III
EMS Number:	F-E,S-E	Special provisions:	163 223 955
Limited Quantities:	5 L	Marine Pollutant:	Yes

Shipping name:PAINT (including paint, lacquer, enamel, stain, shellac, varnish, polish, liquid filler and liquid lacquer base) or PAINT RELATED MATERIAL (including paint thinning or reducing compound)

Section 15 - REGULATORY INFORMATION

EPA Approval number

This substance is to be managed in accordance with the classification and controls specified in the Hazardous Substances Transfer Notice, 2004, (see table below). This substance may alternatively be managed under the conditions imposed by an applicable Group Standard.

HSR No.	HSR Name
HSR002495	Additives, Process Chemicals and Raw Materials (Flammable) Group Standard 2006
HSR002528	Cleaning Products (Flammable) Group Standard 2006
HSR002548	Corrosion Inhibitors (Flammable) Group Standard 2006
HSR002552	Cosmetic Products Group Standard 2006
HSR002556	Dental Products (Flammable) Group Standard 2006
HSR002563	Embalming Products (Flammable) Group Standard 2006
HSR002576	Food Additives and Fragrance Materials (Flammable) Group Standard 2006
HSR002583	Fuel Additives (Flammable) Group Standard 2006
HSR002647	Reagent Kits Group Standard 2006
HSR002599	Leather and Textile Products (Flammable) Group Standard 2006
HSR002611	Metal Industry Products (Flammable) Group Standard 2006
HSR002621	N.O.S. (Flammable) Group Standard 2006
HSR002637	Photographic Chemicals (Flammable) Group Standard 2006
HSR002641	Polymers (Flammable) Group Standard 2006
HSR002650	Solvents (Flammable) Group Standard 2006
HSR002662	Surface Coatings and Colourants (Flammable) Group Standard 2006
HSR002682	Water Treatment Chemicals (Flammable [3.1C]) Group Standard 2006
HSR100425	Pharmaceutical Active Ingredients Group Standard 2010
HSR002603	Lubricants (Flammable) Group Standard 2006

continued...

MIROSOL 1228

Hazard Alert Code: MODERATE

Chemwatch Material Safety Data Sheet

Issue Date: 10-May-2012

C477LP

CHEMWATCH 5026-44

Version No:5.1.1.1

Page 19 of 20

Section 15 - REGULATORY INFORMATION

REGULATIONS

MIROSOL 1228 (CAS:) is found on the following regulatory lists;

"GESAMP/EHS Composite List - GESAMP Hazard Profiles", "IMO IBC Code Chapter 17: Summary of minimum requirements", "IMO Provisional Categorization of Liquid Substances - List 3: (Trade-named) mixtures containing at least 99% by weight of components already assessed by IMO, presenting safety hazards", "International Agency for Research on Cancer (IARC) - Agents Reviewed by the IARC Monographs", "International Chemical Secretariat (ChemSec) SIN List (*Substitute It Now!)", "New Zealand Inventory of Chemicals (NZIoC)", "New Zealand Workplace Exposure Standards (WES)", "OECD List of High Production Volume (HPV) Chemicals", "OSPAR National List of Candidates for Substitution – Norway", "Sigma-AldrichTransport Information"

Regulations for ingredients

solvent naphtha petroleum, medium aliphatic (CAS: 64742-88-7) is found on the following regulatory lists;

"FisherTransport Information", "GESAMP/EHS Composite List - GESAMP Hazard Profiles", "IMO IBC Code Chapter 17: Summary of minimum requirements", "IMO Provisional Categorization of Liquid Substances - List 3: (Trade-named) mixtures containing at least 99% by weight of components already assessed by IMO, presenting safety hazards", "International Agency for Research on Cancer (IARC) - Agents Reviewed by the IARC Monographs", "International Chemical Secretariat (ChemSec) SIN List (*Substitute It Now!)", "International Council of Chemical Associations (ICCA) - High Production Volume List", "New Zealand Inventory of Chemicals (NZIoC)", "New Zealand Workplace Exposure Standards (WES)", "OECD List of High Production Volume (HPV) Chemicals", "OSPAR List of Chemicals for Priority Action", "OSPAR National List of Candidates for Substitution – Norway", "Sigma-AldrichTransport Information"

Specific advice on controls required for materials used in New Zealand can be found at www.epa.govt.nz/search-databases/Pages/controls-search.aspx

Section 16 - OTHER INFORMATION

NEW ZEALAND POISONS INFORMATION CENTRE

0800 POISON (0800 764 766)

NZ EMERGENCY SERVICES: 111

■ Classification of the preparation and its individual components has drawn on official and authoritative sources as well as independent review by the Chemwatch Classification committee using available literature references.

A list of reference resources used to assist the committee may be found at:

www.chemwatch.net/references.

■ The (M)SDS is a Hazard Communication tool and should be used to assist in the Risk Assessment. Many factors determine whether the reported Hazards are Risks in the workplace or other settings. Risks may be determined by reference to Exposures Scenarios. Scale of use, frequency of use and current or available engineering controls must be considered.

This document is copyright. Apart from any fair dealing for the purposes of private study, research, review or criticism, as permitted under the Copyright Act, no part may be reproduced by any process without written permission from CHEMWATCH. TEL (+61 3) 9572 4700.

Issue Date: 10-May-2012

continued...

MIROSOL 1228

Chemwatch Material Safety Data Sheet
Issue Date: 10-May-2012
C477LP

Hazard Alert Code: MODERATE

CHEMWATCH 5026-44

Version No:5.1.1.1

Page 20 of 20

Section 16 - OTHER INFORMATION

Print Date: 14-Apr-2014