

# MIROTONE

Leading the way in coating systems since 1938

## Product Specification Sheet

### MIROBILD AC 3722 COLOURPRIME

#### Description

A high build, isocyanate free, two pack, acid catalysed undercoat for use under MIROBILD AC 3733 and AC 3750 Pigmented Topcoats plus MIROBILD AC 3736 Metallic Basecoat. This neutral coloured undercoat is mixed in proportions of 2:1 by volume with the coloured basecoat or topcoat, to provide a colour compatible undercoat. For interior use only.

#### Typical Applications

- Solid and Veneer Timber Fixtures and Furniture.
- Restaurant and Office Furniture.
- Kitchen Units.
- Wall Units, Shelving and Ceiling Panels.
- etc.

Refer to the **Mirotone Coating Quality Promise Brochure** for typical service function and end use applications of MIROBILD acid-catalysed coating systems.

#### Properties

**Colour** Neutral  
**Gloss Levels** Lo-Sheen

#### Surface Preparation

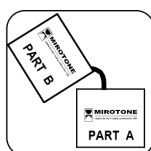
1. Fill all timber defects with "Timbermate" wood filler, (eg cracks, holes, etc).
2. Sand timber substrates to a smooth even finish using 180 grit 3M Production Frecut Paper. Sand MDF boards to a smooth even finish using 240 - 320 grit 3M Production Frecut Paper.
3. Remove all sanding dust using air guns and tack rags.
4. Ensure substrate is free from dust, grease, dirt, plus all other contaminants.
5. Ensure moisture content of the timber is less than 15% immediately before commencing coating operations.

#### Colour Mixing



Add 1 part by volume of either MIROBILD AC 3733 Topcoat, MIROBILD AC 3750 Topcoat or MIROBILD AC 3736 Metallic Part "A" (base) into 2 parts by volume MIROBILD AC 3722 Colourprime Part "A" (base). Mix to an even colour.

#### Technical Specifications



##### Catalyst Ratio

Mix 10 parts by volume MIROBILD AC 3722 Colourprime, previously blended with coloured top or basecoat, to 1 part by volume MIROBILD AC 3800 "B" Solution and stir thoroughly.



##### Thinning

Thin up to 35% by volume with MIROSOL 1294 Slow Thinners.



##### Application

By spray only in properly constructed and functioning spray booths.

##### Spraying Viscosity

40 – 50 seconds through a BS4 cup at 25°C.

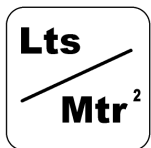
##### Wet Film Thickness

100 – 200 micrometres per coat.



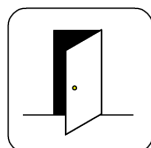
##### Drying Times @ 20° C and 70% humidity

Tack Free	10 - 15 minutes
Dry to Sand	2 – 3 hours
Full cure	7 days
Pot Life	8 hours when thinned with MIROSOL 1294 Slow Thinners.



##### Coverage

8 square metres per litre when thinned correctly and applied to properly prepared substrates. Less on porous, open or end grain timber.



##### Storage

In an approved dangerous goods store.

##### Shelf Life

12 months in tightly sealed containers.



##### Application Equipment Clean Up

MIROSOL 1215 Ultra Fast Thinners.

## Approved Coating System

### MIROBILD Pigmented (high build system)

Substrate	1st Undercoat	2nd Undercoat	1st Topcoat	2nd Topcoat
Timber, Timber Veneer or Composite Timber Boards	MIROBILD AC 3722 Colourprime	MIROBILD AC 3722 Colourprime	MIROBILD AC 3733 Topcoat	MIROBILD AC 3733 Topcoat

### MIROBILD Pigmented (fast cure system)

Substrate	1st Undercoat	2nd Undercoat	1st Topcoat	2nd Topcoat
Timber, Timber Veneer or Composite Timber Boards	MIROBILD AC 3722 Colourprime	MIROBILD AC 3722 Colourprime	MIROBILD AC 3750 Topcoat	MIROBILD AC 3750 Topcoat

### MIROBILD Metallic Finishes

Substrate	1st Undercoat	2nd Undercoat	Basecoat	1st Topcoat	2nd Topcoat
Timber, Timber Veneer or Composite Timber Boards	MIROBILD AC 3722 Colourprime	MIROBILD AC 3722 Colourprime	MIROBILD AC 3736 Metallic Basecoat	MIROBILD AC 3636 Clear Topcoat	MIROBILD AC 3636 Clear Topcoat

Apply all coatings as per instructions on the relevant Product Specification Sheets

## Caution

1. Not recommended for use on kitchen bench tops, bar tops or tops on vanity units.
2. Do **not** use MIROBILD AC 3722 Colourprime without the correct volume addition of either MIROBILD AC 3733 Topcoat, MIROBILD AC 3750 Topcoat or MIROBILD AC 3726 Metallic Basecoat Part "A" (base)
3. Do **not** apply coatings if ambient or substrate temperatures are below 10°C. Under adverse climatic conditions full cure times may be extended.

## Health & Safety

Ensure adequate ventilation during use. Material Safety Data Sheet available on request.

## Treatment Specification

1. Prepare substrate as required.
2. Colour mix, catalyse, thin and strain MIROBILD AC 3722 Colourprime.
3. Apply one coat of MIROBILD AC 3722 Colourprime and allow to dry.
4. Sand to a smooth even finish with 320 / 400 grit 3M Production Frecut Paper, remove sanding dust and apply second coat of MIROBILD AC 3722 Colourprime.
5. Allow to dry, sand to a smooth even finish with 320 / 400 grit 3M Production Frecut Paper and remove sanding dust.
6. Apply a catalysed coating of either MIROBILD AC 3733 Topcoat, MIROBILD AC 3750 Topcoat or MIROBILD AC 3736 Metallic Basecoat as per instructions on the relevant Product Specification Sheets.

## Packaging

MIROBILD AC 3722 Colourprime Part "A" (base) – 4 and 16 litre packs  
MIROBILD AC 3800 "B" Solution – 400mls, 1, 5 and 20 litre packs

### Mirotone (NZ) Ltd

#### Auckland

32 Cryers Road, East Tamaki  
P.O. Box 58149, Greenmount  
Phone (09) 272 2730  
Fax (09) 272 2733

#### Wellington

Barnes Street, Seaview  
P.O. Box 38194, Petone  
Phone (04) 568 3422  
Fax (04) 568 6577

#### Christchurch

40 Wickham Street  
P.O. Box 22052, ChCh  
Phone (03) 373 6017  
Fax (03) 384 4548

**e-mail** information@mirotone.co.nz

**web site** www.mirotone.co.nz

This Product Specification Sheet is based on information in Mirotone's possession at the "Date of Issue". Amendments to this Product Specification Sheet can be made at any time. Users should check that this Product Specification Sheet is still current before applying coatings as per the information contained within.

The information contained and the recommendations made on this Product Specification Sheet are based upon data appraised in our own laboratories and on our own research and that of others. Due to possible differences in application methods and interpretation of results, users of these Mirotone products must satisfy themselves that the end result obtained meets their requirements. Mirotone can only control the quality and composition of their own materials and have no control over the quality or composition of other manufacturers coating materials, nor of the substrate used. Therefore users must satisfy themselves that the performance of the total coating system employed meets their requirements. Mirotone supplies their product only under these conditions. For further information refer to **Technical Bulletin NZ-001**.